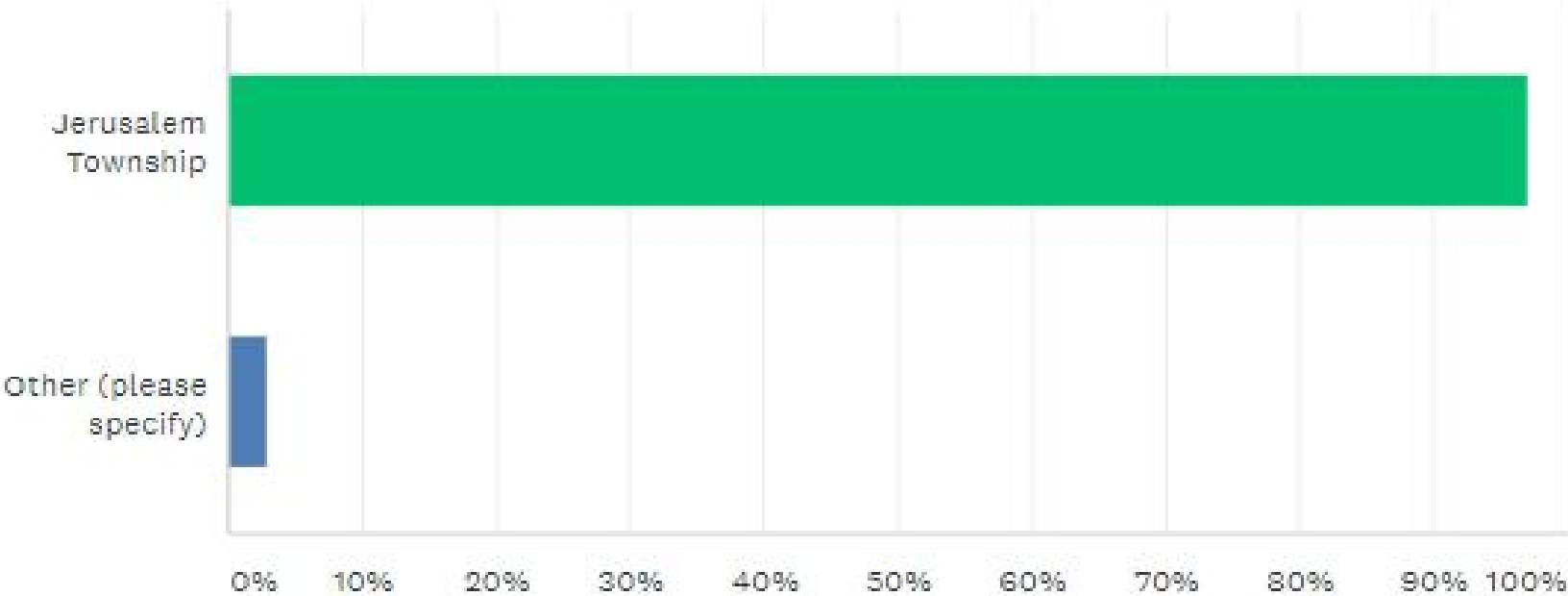


I live in?

Answered: 510 Skipped: 1

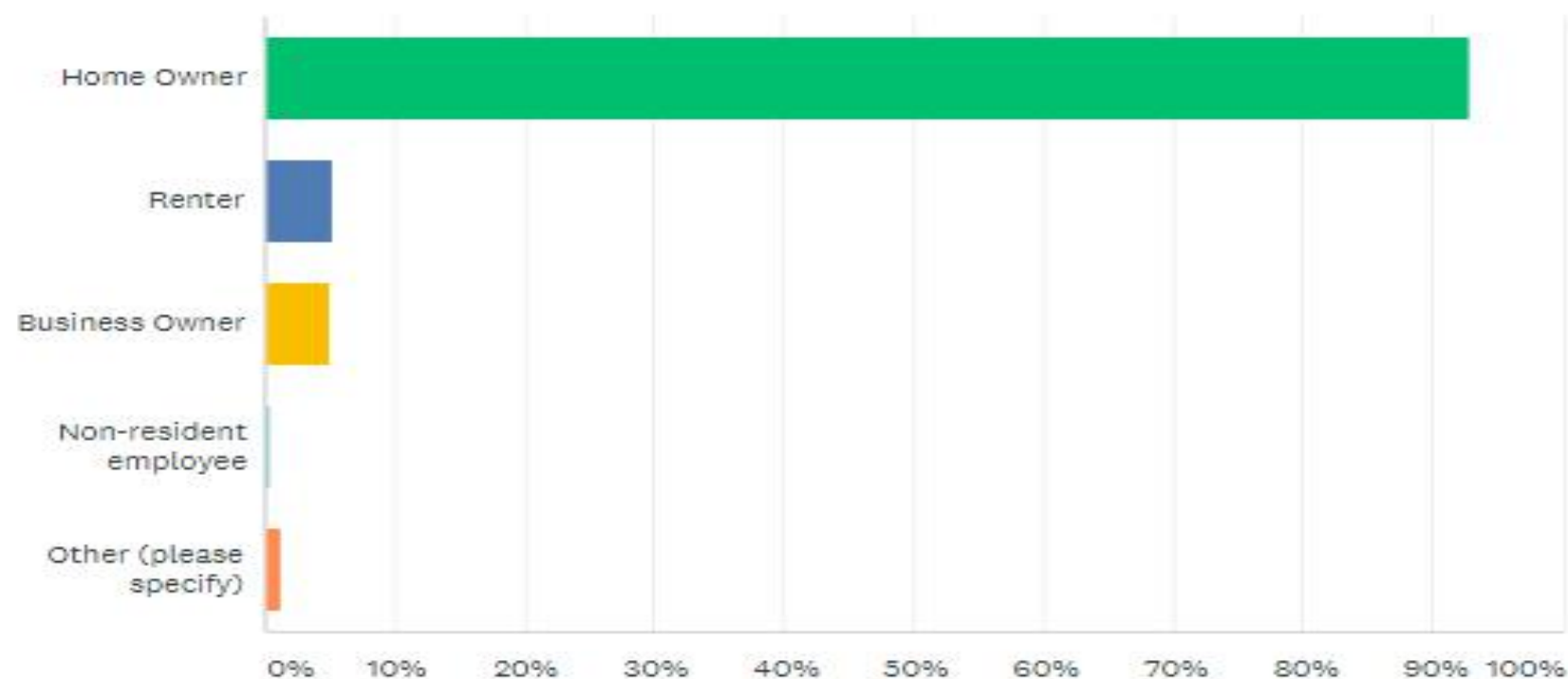


ANSWER CHOICES	RESPONSES	
Jerusalem Township	97.06%	495
Other (please specify)	2.94%	15
TOTAL		510

I am a: (choose all that apply)

Answered: 510

Skipped: 1



ANSWER CHOICES

RESPONSES

▼ Home Owner

92.94%

474

▼ Renter

5.29%

27

▼ Business Owner

5.10%

26

▼ Non-resident employee

0.39%

2

▼ Other (please specify)

Responses

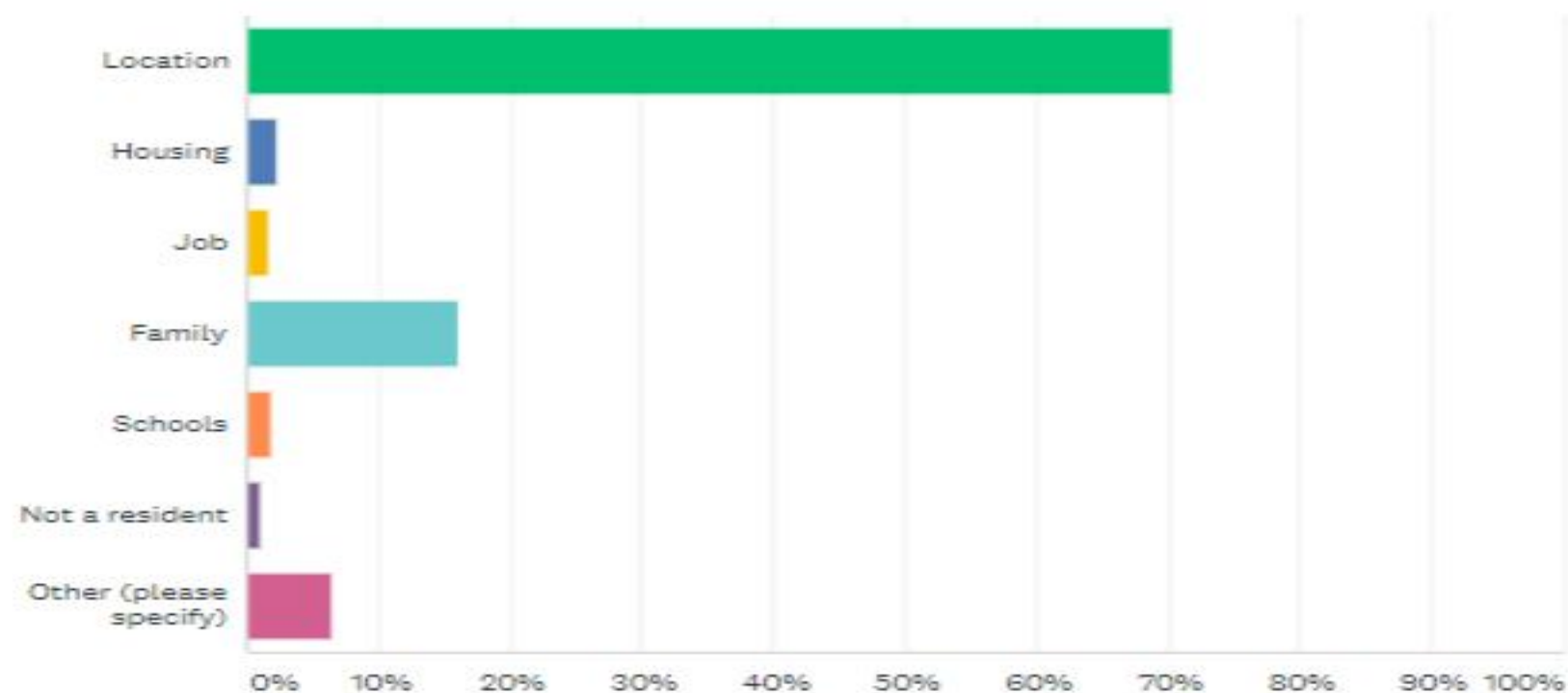
1.18%

6

Total Respondents: 510

I choose to live here because? (select primary reason)

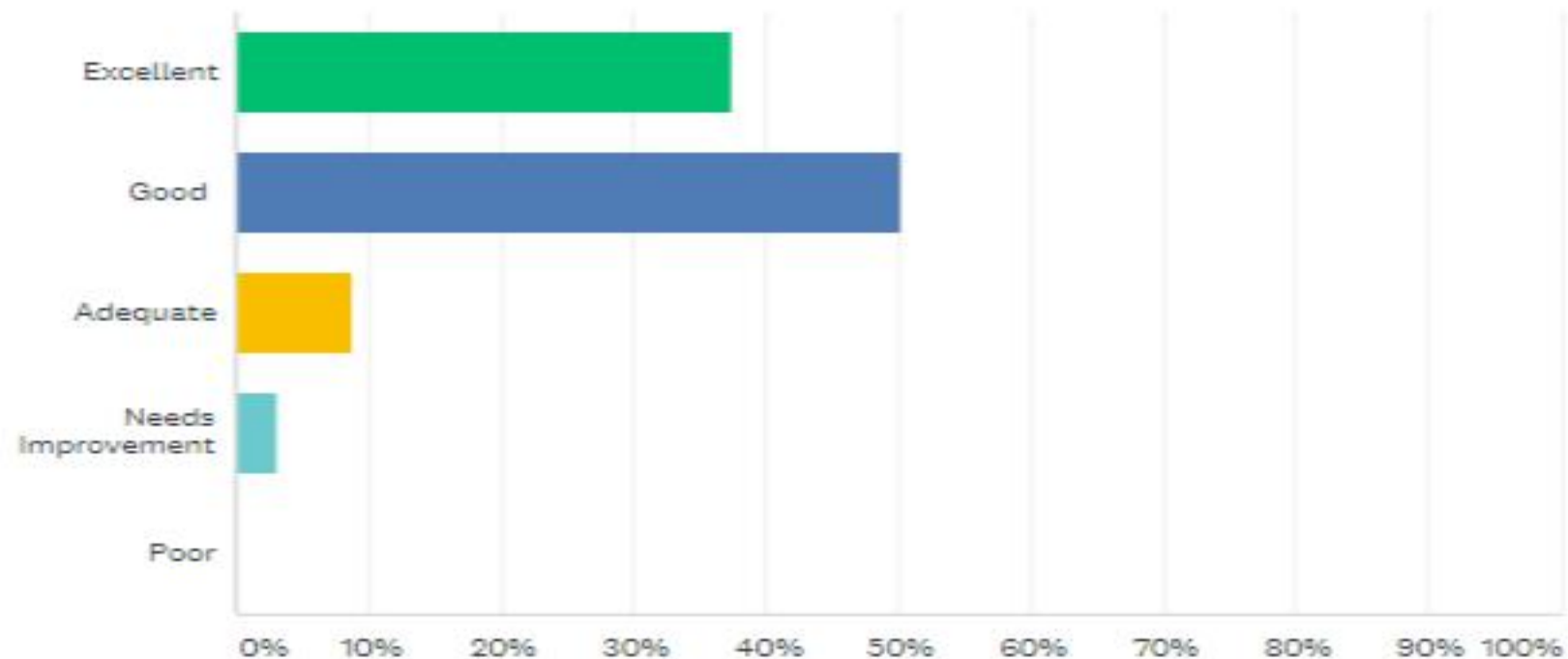
Answered: 510 Skipped: 1



ANSWER CHOICES	RESPONSES
Location	70.39% 359
Housing	2.35% 12
Job	1.76% 9
Family	16.08% 82
Schools	1.96% 10
Not a resident	0.98% 5
Other (please specify)	6.47% 33

Rate your "quality of life" in Jerusalem Township

Answered: 507 Skipped: 4



ANSWER CHOICES	RESPONSES	
Excellent	37.48%	190
Good	50.30%	256
Adequate	8.88%	45
Needs Improvement	3.16%	16
Poor	0.20%	1
TOTAL		507

What "ONE WORD" would you use to describe Jerusalem Township?

Answered: 446 Skipped: 65

RESPONSES (446)

WORD CLOUD

TAGS (3)


+ New Tag

Search responses



You've added 3 tags

Negative



11.66%


52

[View all](#)

[Edit](#)

[Delete](#)

Neutral



21.97%


98

[View all](#)

[Edit](#)

[Delete](#)

Positive



66.37%


296

[View all](#)

[Edit](#)

[Delete](#)

Untagged



0%

0

[View all](#)

Other comments: Please express any other thoughts or opportunities you may have for Jerusalem Township.

Answered: 243 Skipped: 268

RESPONSES (243)

WORD CLOUD

TAGS (5)

+ New Tag

Search responses



You've added 5 tags

Feedback statement	<div><div></div></div>	38.68%	94	View all	Edit	Delete
Improvement statement	<div><div></div></div>	17.70%	43	View all	Edit	Delete
No comment	<div><div></div></div>	4.53%	11	View all	Edit	Delete
Opportunity statement	<div><div></div></div>	18.11%	44	View all	Edit	Delete
Positive statement	<div><div></div></div>	21.40%	52	View all	Edit	Delete
Untagged	<div><div></div></div>	0%	0	View all		

Rate your support for the following activities: Select your choice from No Priority to High Priority

Answered: 511 Skipped: 0

No Priority Low Priority Medium Priority High Priority




	NO PRIORITY	LOW PRIORITY	MEDIUM PRIORITY	HIGH PRIORITY	TOTAL
Additional pedestrian connectivity, such as bike and hiking trails etc.	18.31% 93	28.74% 146	34.06% 173	18.90% 96	508

Rate your support for the following activities: Select your choice from No Priority to High Priority

Answered: 511 Skipped: 0

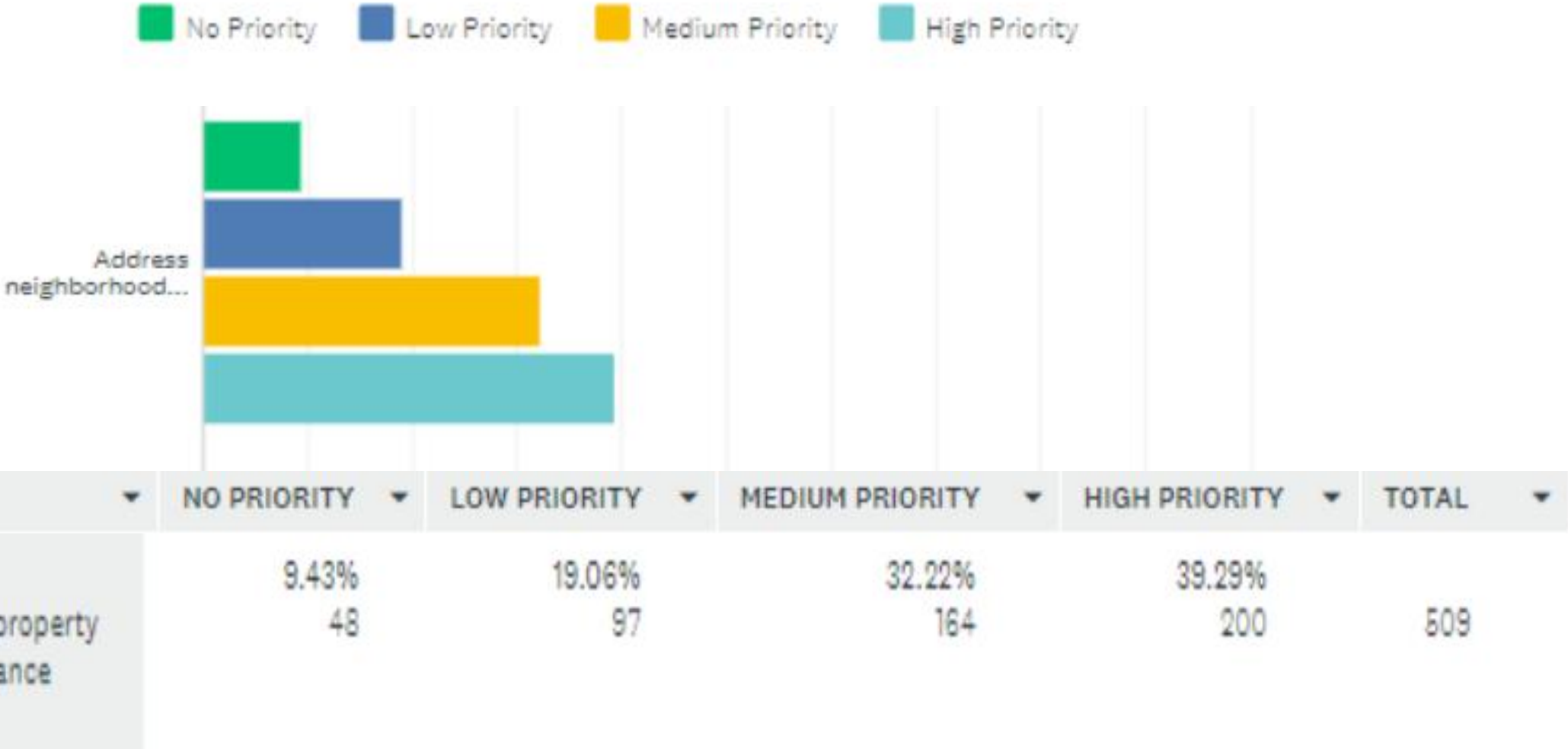
No Priority Low Priority Medium Priority High Priority



	NO PRIORITY	LOW PRIORITY	MEDIUM PRIORITY	HIGH PRIORITY	TOTAL
Additional gateways and signage that help to promote community identity.	25.45% 128	38.57% 194	28.23% 142	7.75% 39	603

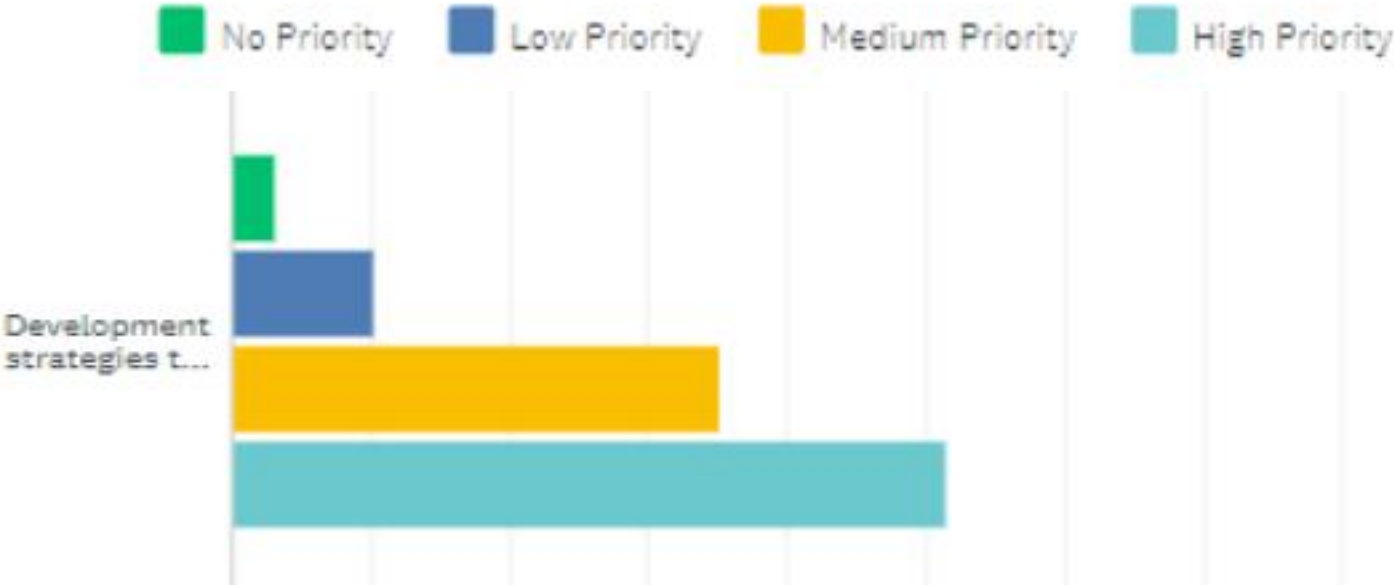
Rate your support for the following activities: Select your choice from No Priority to High Priority

Answered: 511 Skipped: 0



Rate your support for the following activities: Select your choice from No Priority to High Priority

Answered: 511 Skipped: 0

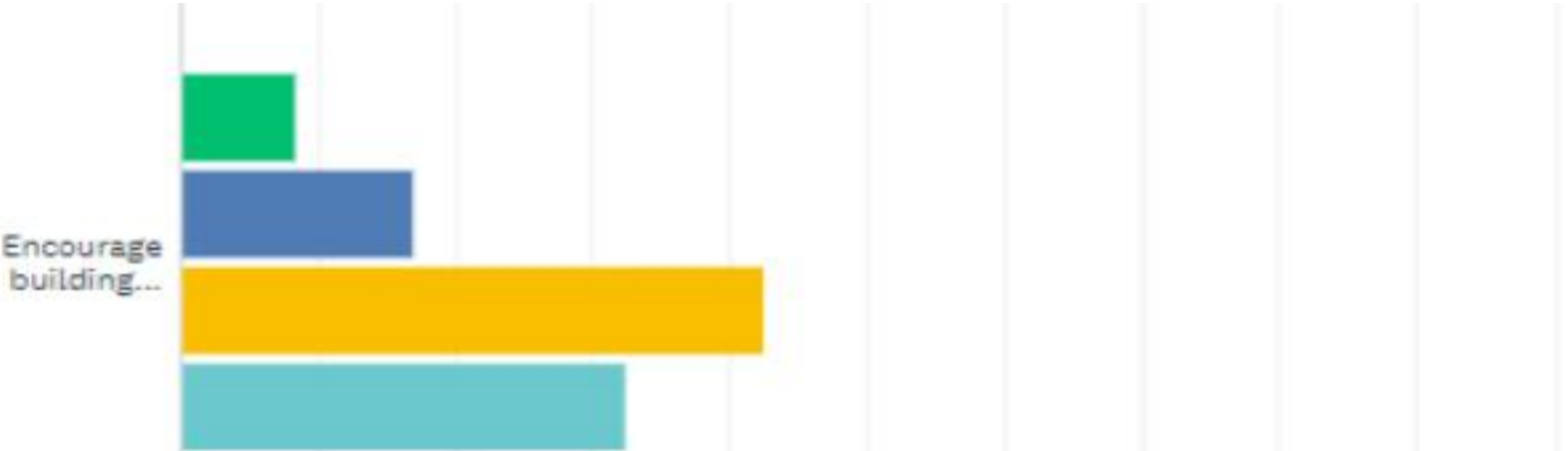


	NO PRIORITY	LOW PRIORITY	MEDIUM PRIORITY	HIGH PRIORITY	TOTAL
Development strategies that minimize sprawl and help to preserve agricultural land.	3.16% 16	10.28% 52	35.18% 178	51.38% 260	506

Rate your support for the following activities: Select your choice from No Priority to High Priority

Answered: 511 Skipped: 0

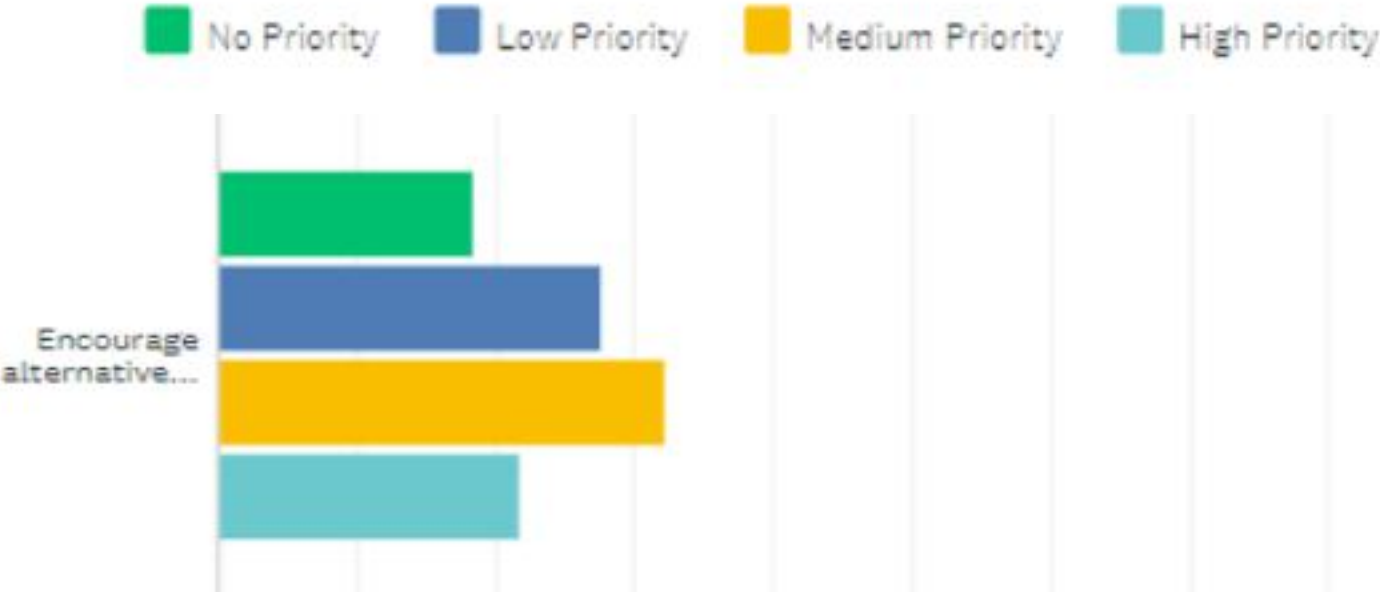
No Priority Low Priority Medium Priority High Priority



	NO PRIORITY	LOW PRIORITY	MEDIUM PRIORITY	HIGH PRIORITY	TOTAL
Encourage building density at key locations to help conserve land resources.	8.33% 42	16.87% 86	42.46% 214	32.34% 163	504

Rate your support for the following activities: Select your choice from No Priority to High Priority

Answered: 511 Skipped: 0

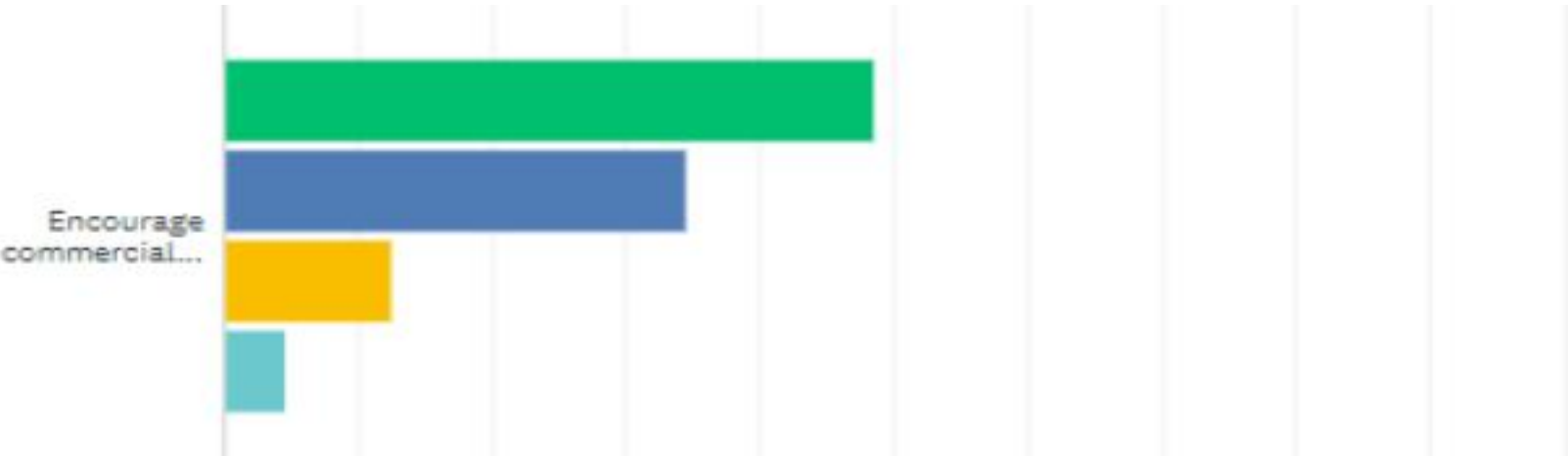


	NO PRIORITY	LOW PRIORITY	MEDIUM PRIORITY	HIGH PRIORITY	TOTAL
Encourage alternative renewable energy programs.	18.38% 93	27.67% 140	32.21% 163	21.74% 110	506

Rate your support for the following activities: Select your choice from No Priority to High Priority

Answered: 511 Skipped: 0

No Priority Low Priority Medium Priority High Priority

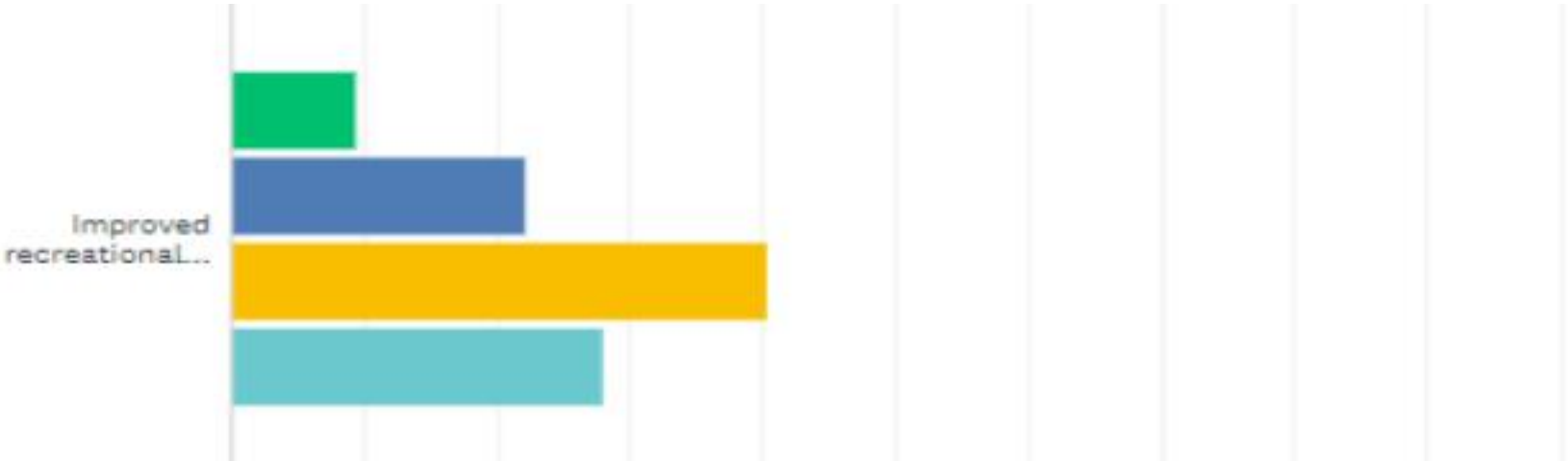


	NO PRIORITY	LOW PRIORITY	MEDIUM PRIORITY	HIGH PRIORITY	TOTAL
Encourage commercial development and light industrial use.	48.51% 245	34.46% 174	12.48% 63	4.55% 23	505

Rate your support for the following activities: Select your choice from No Priority to High Priority

Answered: 511 Skipped: 0

No Priority Low Priority Medium Priority High Priority



	NO PRIORITY	LOW PRIORITY	MEDIUM PRIORITY	HIGH PRIORITY	TOTAL
Improved recreational opportunities.	9.34% 47	22.27% 112	40.36% 203	28.03% 141	603

Rate your support for the following activities: Select your choice from No Priority to High Priority

Answered: 511 Skipped: 0

No Priority Low Priority Medium Priority High Priority



	NO PRIORITY	LOW PRIORITY	MEDIUM PRIORITY	HIGH PRIORITY	TOTAL
Improved buffers between different land uses.	13.61% 69	33.14% 168	36.88% 187	16.37% 83	507

Rate your support for the following activities: Select your choice from No Priority to High Priority

Answered: 511 Skipped: 0

No Priority Low Priority Medium Priority High Priority



	NO PRIORITY	LOW PRIORITY	MEDIUM PRIORITY	HIGH PRIORITY	TOTAL
Improved housing options (single-family, multi-family, senior-independent living, etc.)	33.60% 171	38.31% 196	20.43% 104	7.66% 39	509

Rate your support for the following activities: Select your choice from No Priority to High Priority

Answered: 511 Skipped: 0

No Priority Low Priority Medium Priority High Priority

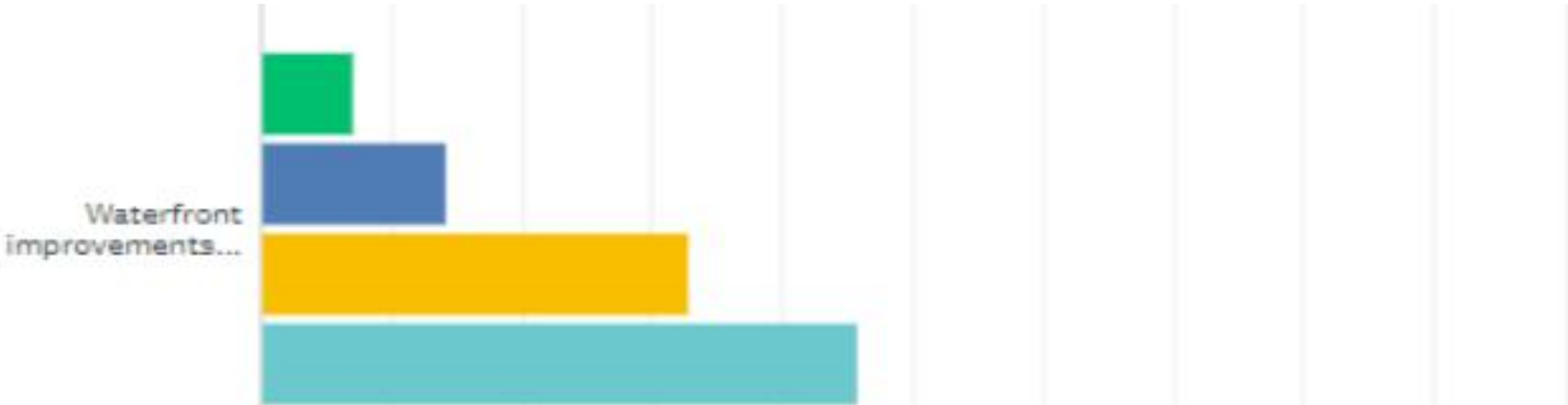


	NO PRIORITY	LOW PRIORITY	MEDIUM PRIORITY	HIGH PRIORITY	TOTAL
Improved visual enhancements and beautification of major corridors and intersections.	15.94% 81	29.53% 150	34.25% 174	20.28% 103	508

Rate your support for the following activities: Select your choice from No Priority to High Priority

Answered: 511 Skipped: 0

No Priority Low Priority Medium Priority High Priority

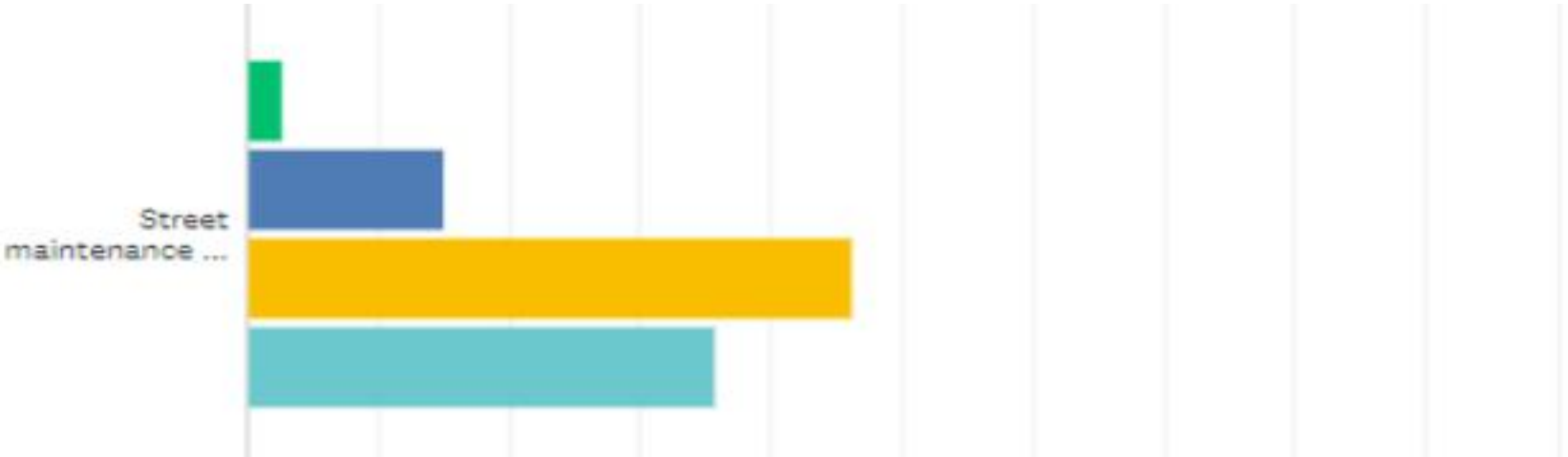


	NO PRIORITY	LOW PRIORITY	MEDIUM PRIORITY	HIGH PRIORITY	TOTAL
Waterfront improvements and revitalization (dikes, signage, walkways, steps, etc.)	7.10% 36	14.20% 72	32.94% 167	45.76% 232	507

Rate your support for the following activities: Select your choice from No Priority to High Priority

Answered: 511 Skipped: 0

No Priority Low Priority Medium Priority High Priority



	NO PRIORITY	LOW PRIORITY	MEDIUM PRIORITY	HIGH PRIORITY	TOTAL
▼ Street maintenance and improvements.	2.77% 14	15.05% 76	46.34% 234	35.84% 181	605

Rate your support for the following activities: Select your choice from No Priority to High Priority

Answered: 511 Skipped: 0

No Priority Low Priority Medium Priority High Priority

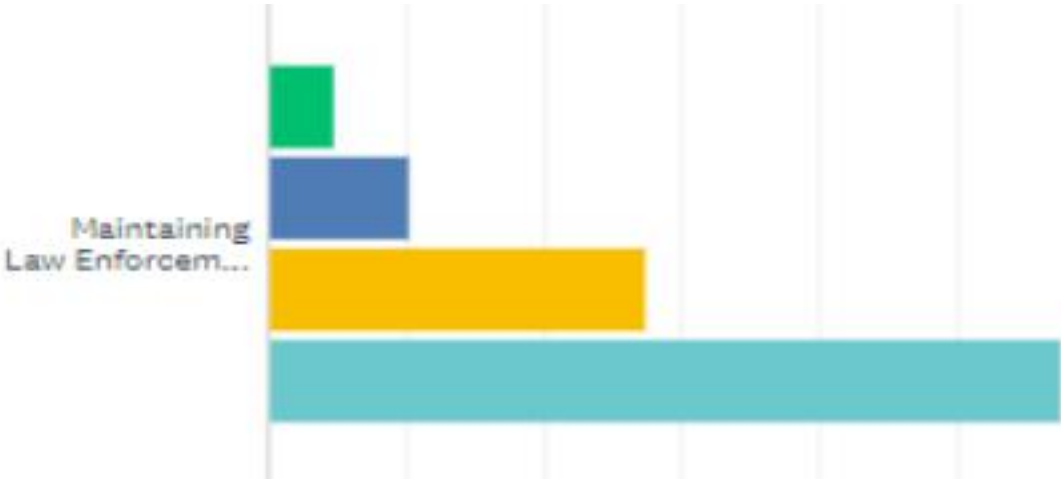


	NO PRIORITY	LOW PRIORITY	MEDIUM PRIORITY	HIGH PRIORITY	TOTAL
Updated planning and zoning tools to better guide and plan for growth and revitalization.	9.72% 49	30.56% 154	36.31% 183	23.41% 118	504

Rate your support for the following activities: Select your choice from No Priority to High Priority

Answered: 511 Skipped: 0

No Priority Low Priority Medium Priority High Priority

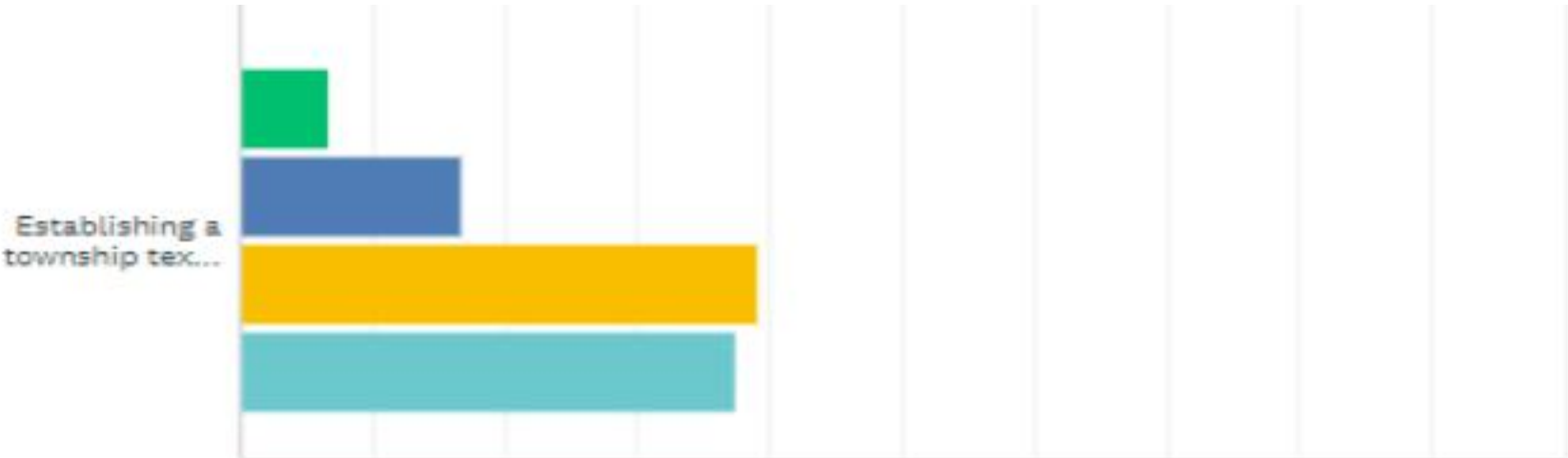


	NO PRIORITY	LOW PRIORITY	MEDIUM PRIORITY	HIGH PRIORITY	TOTAL
▼ Maintaining Law Enforcement presence in Jerusalem Township.	4.91% 25	10.22% 52	27.31% 139	57.56% 293	509

Rate your support for the following activities: Select your choice from No Priority to High Priority

Answered: 511 Skipped: 0

No Priority Low Priority Medium Priority High Priority



	NO PRIORITY	LOW PRIORITY	MEDIUM PRIORITY	HIGH PRIORITY	TOTAL
Establishing a township text communication program to keep residents informed.	6.72% 34	16.80% 85	39.13% 198	37.35% 189	506

If you could make "ONE IMPROVEMENT" in the community, what would it be?

Answered: 359 Skipped: 152

RESPONSES (359)

WORD CLOUD

TAGS (9)

+ New Tag

Search responses



You've added 9 tags

Communication	<div><div></div></div>	6.69%	24	View all	Edit	Delete
Conservancy	<div><div></div></div>	4.74%	17	View all	Edit	Delete
Law Enforcement	<div><div></div></div>	10.03%	36	View all	Edit	Delete
Maintenance	<div><div></div></div>	6.41%	23	View all	Edit	Delete
Recreation	<div><div></div></div>	11.70%	42	View all	Edit	Delete
Roads	<div><div></div></div>	6.69%	24	View all	Edit	Delete
Services	<div><div></div></div>	13.37%	48	View all	Edit	Delete
Township	<div><div></div></div>	23.40%	84	View all	Edit	Delete
Zoning	<div><div></div></div>	16.43%	59	View all	Edit	Delete

What land uses would you like to see expanded in the community?

Answered: 506 Skipped: 5



	YES	NO	UNSURE	TOTAL
Residential Single Family	54.11% 270	23.85% 119	22.04% 110	499

What land uses would you like to see expanded in the community?

Answered: 506 Skipped: 5

Yes No Unsure



	YES	NO	UNSURE	TOTAL
Residential Apartments	6.37% 32	84.26% 423	9.36% 47	502

What land uses would you like to see expanded in the community?

Answered: 506 Skipped: 5

Yes No Unsure



	YES	NO	UNSURE	TOTAL
Residential Condominiums	16.80% 84	69.60% 348	13.60% 68	500

What land uses would you like to see expanded in the community?

Answered: 506 Skipped: 5

Yes No Unsure



	YES	NO	UNSURE	TOTAL
Residential Senior Living	25.75% 129	50.70% 254	23.55% 118	501

What land uses would you like to see expanded in the community?

Answered: 506 Skipped: 5

Yes No Unsure



	YES	NO	UNSURE	TOTAL
Commercial	12.83% 64	72.14% 360	15.03% 75	499

What land uses would you like to see expanded in the community?

Answered: 506 Skipped: 5

Yes No Unsure



	YES	NO	UNSURE	TOTAL
Office	9.68% 48	77.02% 382	13.31% 66	496

What land uses would you like to see expanded in the community?

Answered: 506 Skipped: 5

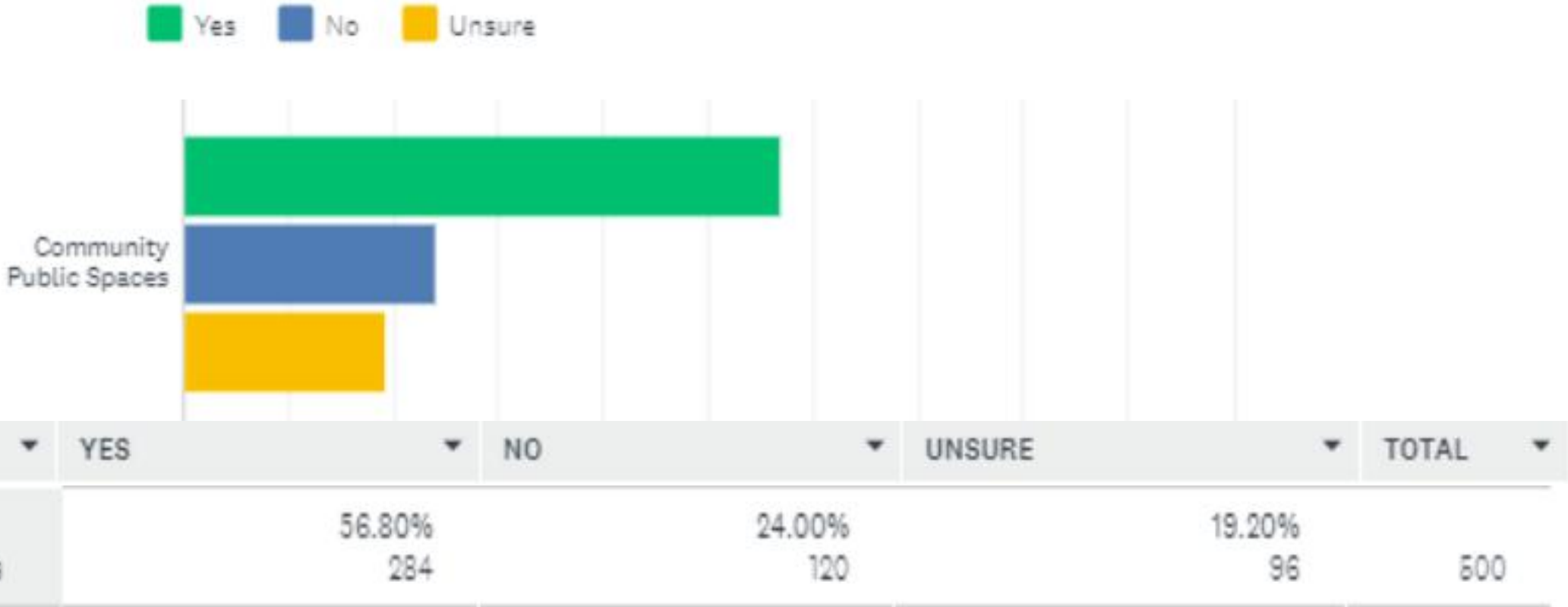
Yes No Unsure



	YES	NO	UNSURE	TOTAL
Parks and Recreation	70.72% 355	15.54% 78	13.75% 69	502

What land uses would you like to see expanded in the community?

Answered: 506 Skipped: 5



What additional commercial services or stores would you like to see located in Jerusalem Township?

Answered: 357 Skipped: 154

RESPONSES (357)

WORD CLOUD

TAGS (5)

+ New Tag

Search responses



You've added 5 tags

None, Unsure



47.06%


168

[View all](#)

[Edit](#)

[Delete](#)

Other business



12.89%


46

[View all](#)

[Edit](#)

[Delete](#)

Restaurant



34.17%


122

[View all](#)

[Edit](#)

[Delete](#)

Shopping



5.04%

18

[View all](#)

[Edit](#)

[Delete](#)

Tourism



4.76%


17

[View all](#)

[Edit](#)

[Delete](#)

Untagged



0%

0

[View all](#)

Do you encounter transportation issues, roadway and/or intersections that are problematic?

Answered: 399 Skipped: 112

RESPONSES (399)

WORD CLOUD

TAGS (5)


+ New Tag

Search responses



You've added 5 tags

Intersection Visibility



12.53%


50

[View all](#)

[Edit](#)

[Delete](#)

Location



15.54%

62

[View all](#)

[Edit](#)

[Delete](#)

None



58.65%


234

[View all](#)

[Edit](#)

[Delete](#)

Other



5.76%

23

[View all](#)

[Edit](#)

[Delete](#)

Safety



12.53%


50

[View all](#)

[Edit](#)

[Delete](#)

Untagged



0%

0

[View all](#)

Are there any locations in the township in need of improved access or pedestrian connectivity / linkage?

Answered: 289 Skipped: 222

RESPONSES (289)

WORD CLOUD

TAGS (5)

+ New Tag

Search responses



You've added 5 tags

Beach Access	<div><div></div></div>	10.38%	30	View all	Edit	Delete
None	<div><div></div></div>	66.44%	192	View all	Edit	Delete
Other	<div><div></div></div>	7.27%	21	View all	Edit	Delete
Parks & Recreation	<div><div></div></div>	5.88%	17	View all	Edit	Delete
Trails & Paths	<div><div></div></div>	11.07%	32	View all	Edit	Delete
Untagged	<div><div></div></div>	0%	0	View all		

What other community services or amenities are needed in Jerusalem Township?

Answered: 266 Skipped: 245

RESPONSES (266)

WORD CLOUD

TAGS (8)

+ New Tag

Search responses



You've added 8 tags

Community	<div><div></div></div>	19.92%	53	View all	Edit	Delete
Garbage	<div><div></div></div>	7.89%	21	View all	Edit	Delete
Law Enforcement	<div><div></div></div>	7.52%	20	View all	Edit	Delete
None	<div><div></div></div>	37.59%	100	View all	Edit	Delete
Parks & Recreation	<div><div></div></div>	15.04%	40	View all	Edit	Delete
Restaurant	<div><div></div></div>	3.01%	8	View all	Edit	Delete
Shopping	<div><div></div></div>	2.63%	7	View all	Edit	Delete
Water Sewer Gas Internet	<div><div></div></div>	7.52%	20	View all	Edit	Delete
Untagged	<div><div></div></div>	0%	0	View all		

What is the biggest opportunity you see for Jerusalem Township?

Answered: 264 Skipped: 247

RESPONSES (264)

WORD CLOUD

TAGS (8)

+ New Tag

Search responses

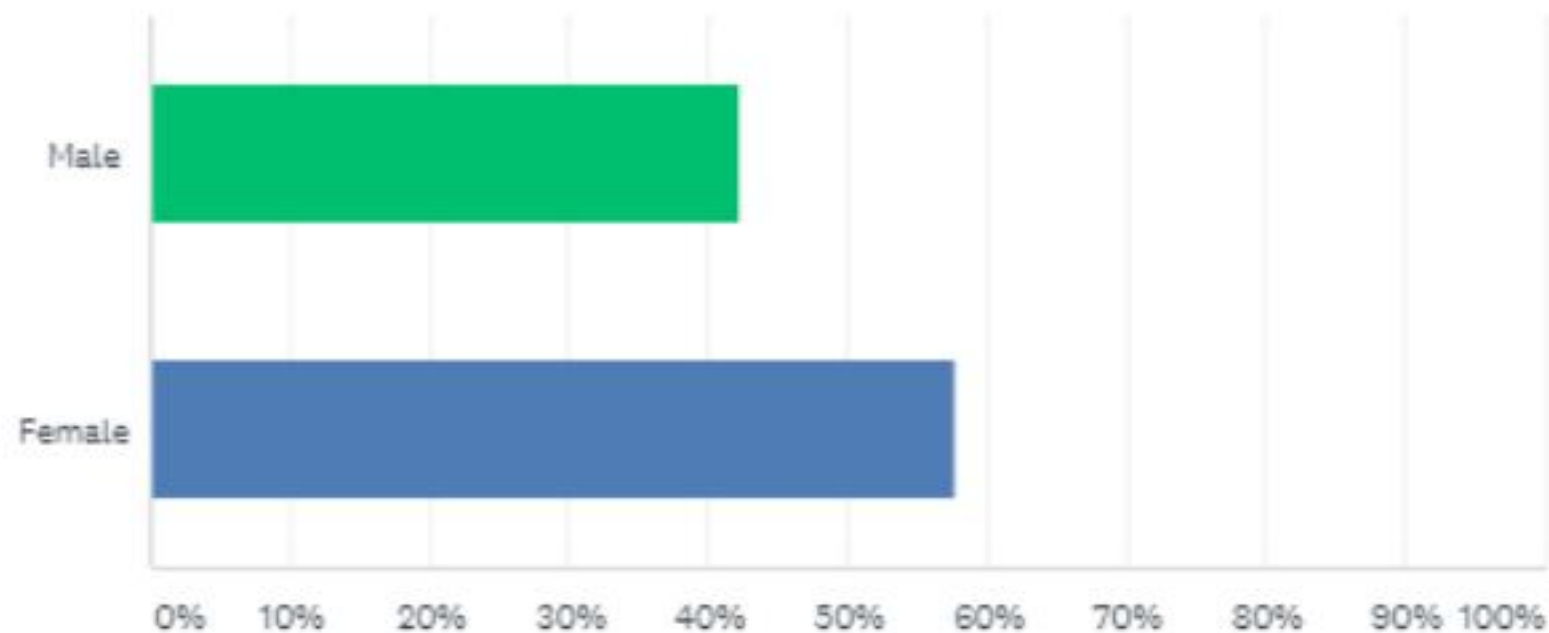


You've added 8 tags

Beach lake Access	<div><div></div></div>	9.85%	26	View all	Edit	Delete
Community image	<div><div></div></div>	31.06%	82	View all	Edit	Delete
Law Enforcement	<div><div></div></div>	3.03%	8	View all	Edit	Delete
None	<div><div></div></div>	14.39%	38	View all	Edit	Delete
Other	<div><div></div></div>	8.33%	22	View all	Edit	Delete
Parks & Recreation	<div><div></div></div>	9.47%	25	View all	Edit	Delete
Restaurant Lodging Shop	<div><div></div></div>	3.03%	8	View all	Edit	Delete
Tourism	<div><div></div></div>	22.73%	60	View all	Edit	Delete
Untagged	<div><div></div></div>	0.76%	2	View all		

Your Gender

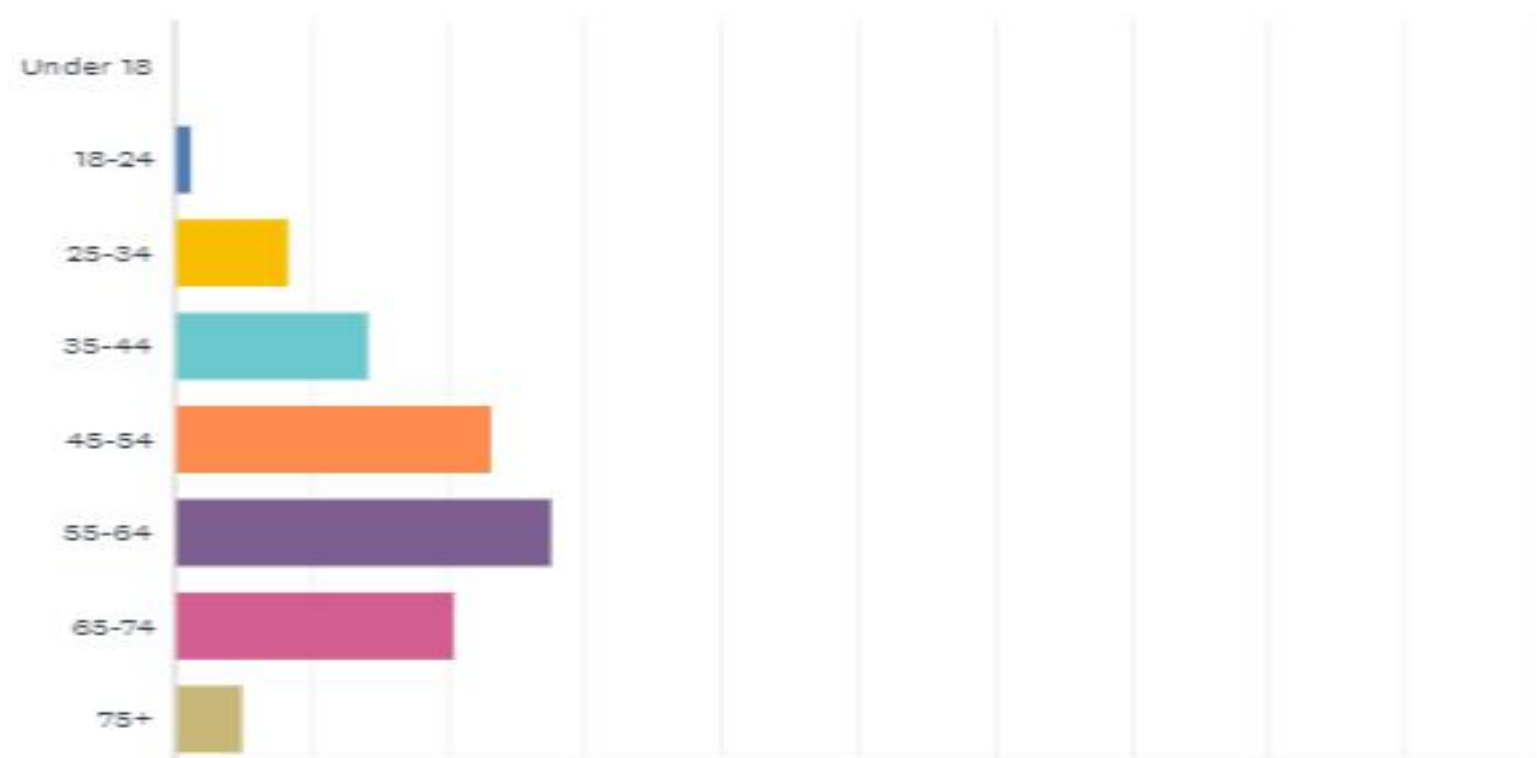
Answered: 500 Skipped: 11



ANSWER CHOICES	RESPONSES	
Male	42.20%	211
Female	57.80%	289
TOTAL		500

Your Age

Answered: 508 Skipped: 3

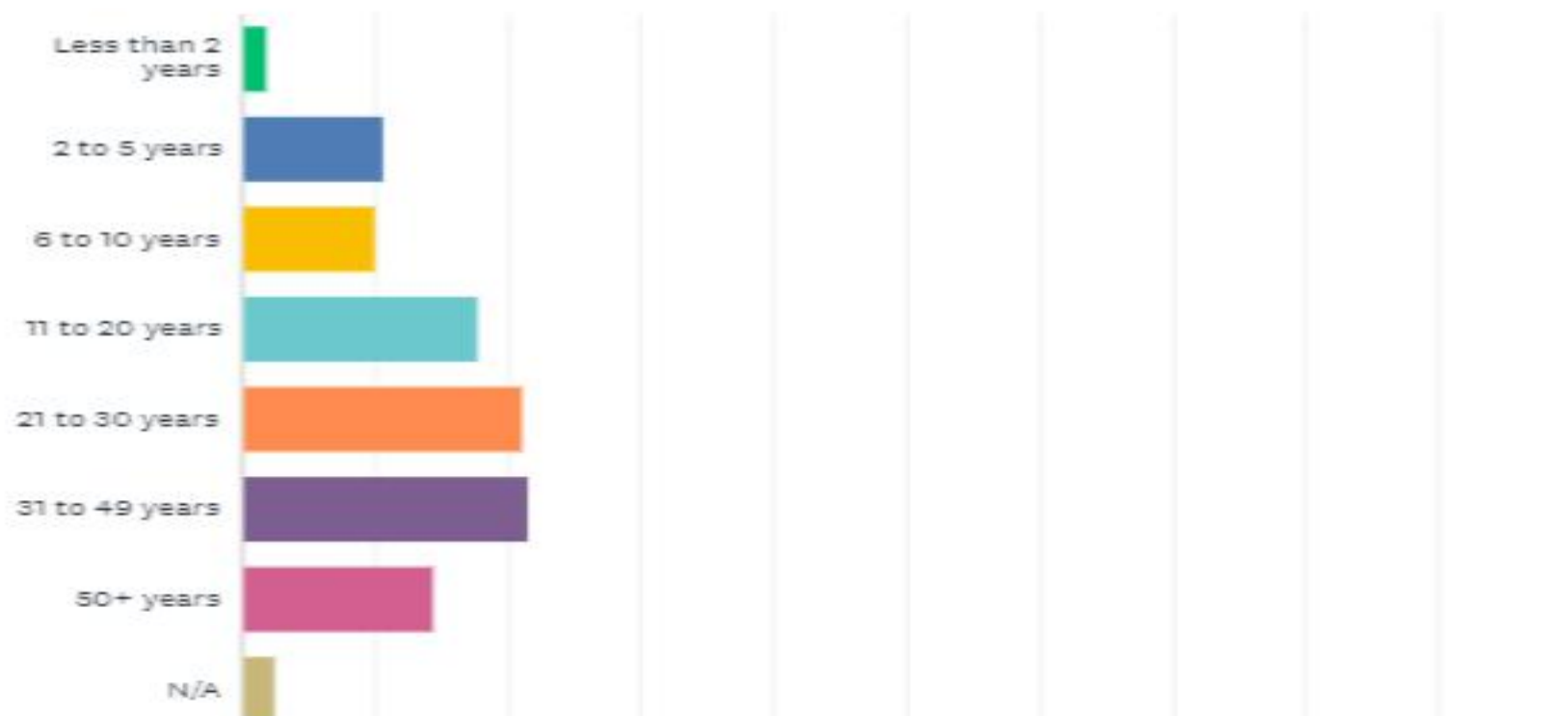


▼ Under 18	0.00%	0
▼ 18-24	1.18%	6
▼ 25-34	8.27%	42
▼ 35-44	14.17%	72
▼ 45-54	23.23%	118
▼ 55-64	27.56%	140
▼ 65-74	20.47%	104
▼ 75+	5.12%	26

TOTAL		508
-------	--	-----

How long have you been a resident of Jerusalem Township?

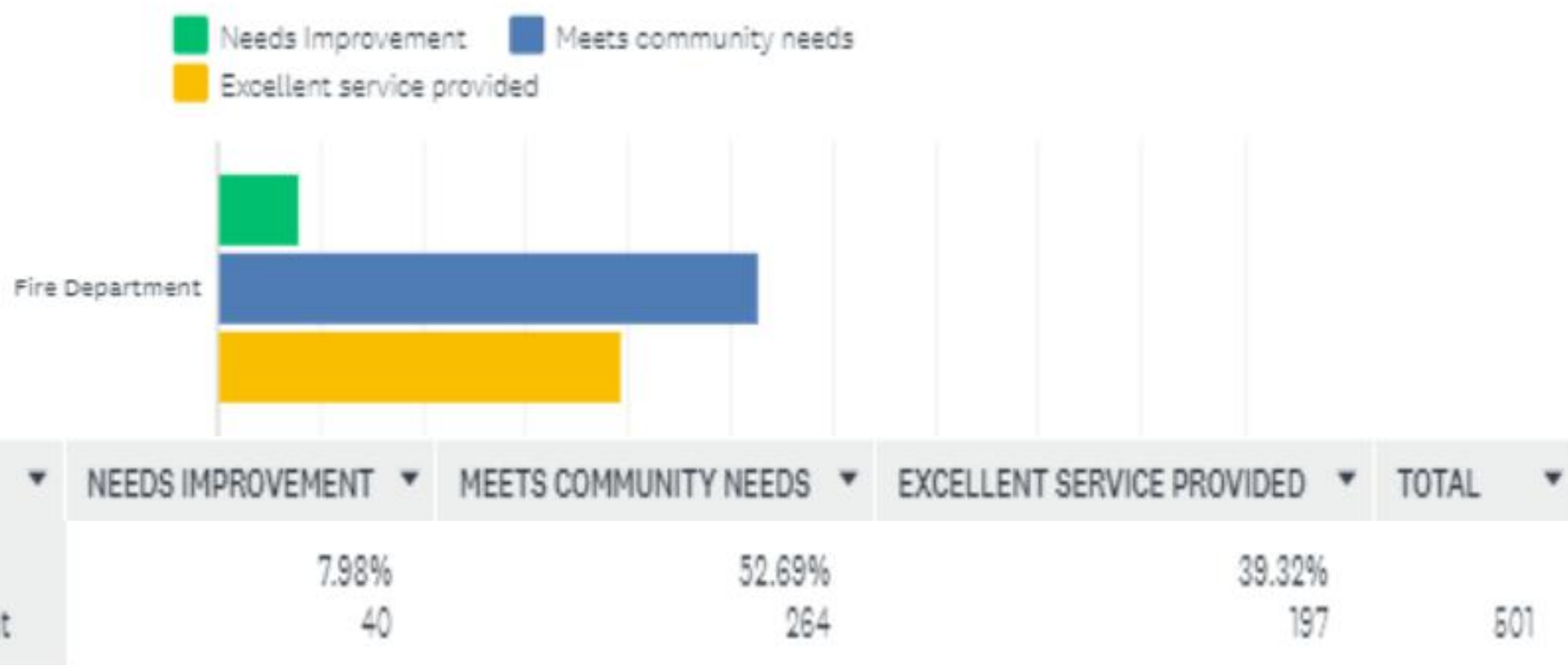
Answered: 511 Skipped: 0



▼ Less than 2 years	1.96%	10
▼ 2 to 5 years	10.57%	54
▼ 6 to 10 years	9.98%	51
▼ 11 to 20 years	17.81%	91
▼ 21 to 30 years	21.14%	108
▼ 31 to 49 years	21.53%	110
▼ 50+ years	14.48%	74
▼ N/A	2.54%	13
TOTAL		511

Please rate your satisfaction with Local government services

Answered: 508 Skipped: 3



Please rate your satisfaction with Local government services

Answered: 508 Skipped: 3



Please rate your satisfaction with Local government services

Answered: 508 Skipped: 3



	NEEDS IMPROVEMENT	MEETS COMMUNITY NEEDS	EXCELLENT SERVICE PROVIDED	TOTAL
Roads	27.11% 136	64.46% 321	8.43% 42	498

Please rate your satisfaction with Local government services

Answered: 508 Skipped: 3



	NEEDS IMPROVEMENT ▼	MEETS COMMUNITY NEEDS ▼	EXCELLENT SERVICE PROVIDED ▼	TOTAL ▼
▼ Recreation (organized youth sports)	24.68% 116	69.31% 323	6.01% 28	466

Please rate your satisfaction with Local government services

Answered: 508 Skipped: 3

Needs Improvement Meets community needs
Excellent service provided



	NEEDS IMPROVEMENT	MEETS COMMUNITY NEEDS	EXCELLENT SERVICE PROVIDED	TOTAL
Cemetery	5.92% 28	80.97% 383	13.11% 62	473

Please rate your satisfaction with Local government services

Answered: 508 Skipped: 3

Needs Improvement Meets community needs
Excellent service provided



NEEDS IMPROVEMENT

MEETS COMMUNITY NEEDS

EXCELLENT SERVICE PROVIDED

TOTAL

Food Pantry

5.35%
26

73.88%
346

20.77%
97

467

Please rate your satisfaction with Local government services

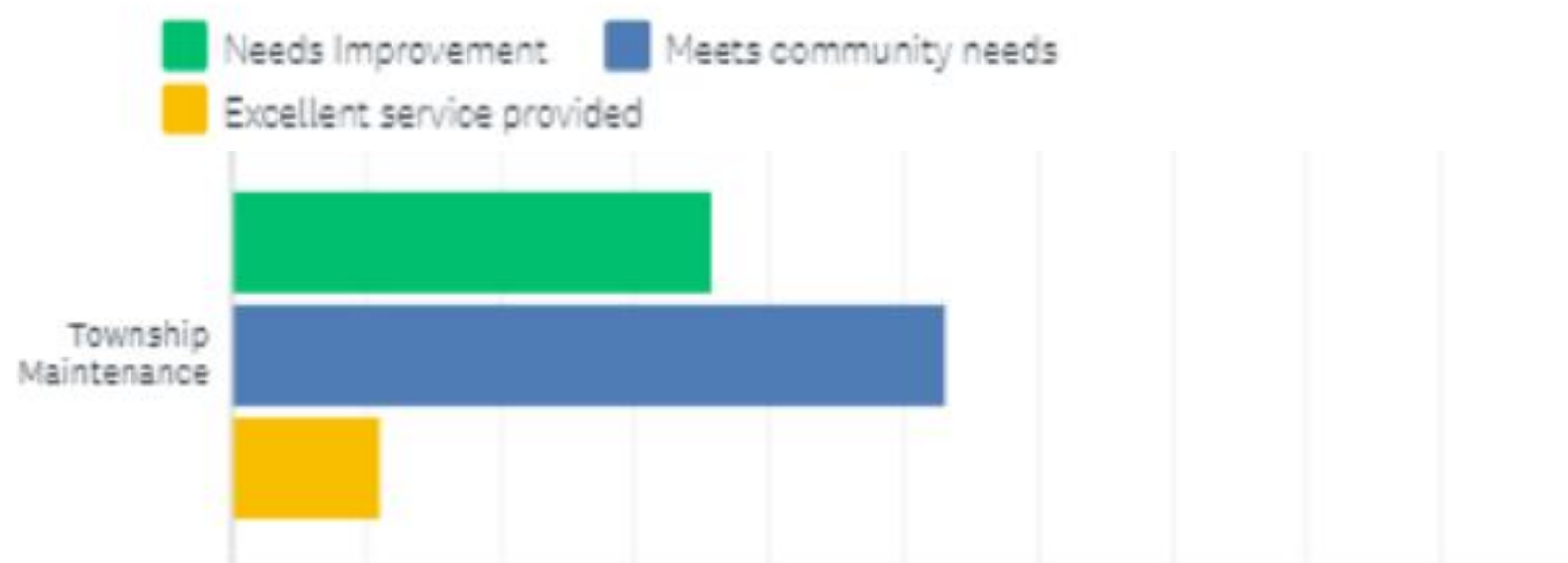
Answered: 508 Skipped: 3



	NEEDS IMPROVEMENT ▼	MEETS COMMUNITY NEEDS ▼	EXCELLENT SERVICE PROVIDED ▼	TOTAL ▼
▼ Police services	41.92% 206	47.44% 232	10.63% 52	489

Please rate your satisfaction with Local government services

Answered: 508 Skipped: 3



NEEDS IMPROVEMENT ▼

MEETS COMMUNITY NEEDS ▼

EXCELLENT SERVICE PROVIDED ▼

TOTAL ▼

▼ Township Maintenance

35.85%
176

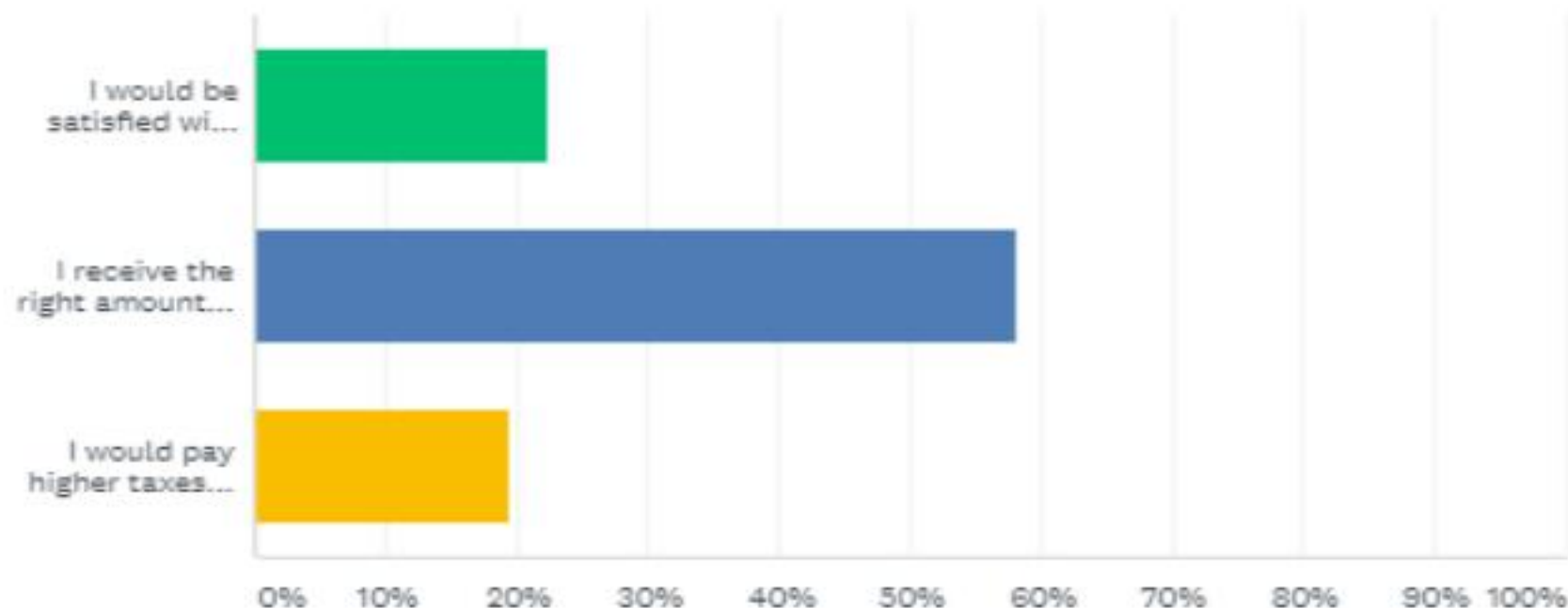
53.16%
261

11.00%
54

491

Tax allocation preference for Jerusalem Township

Answered: 479 Skipped: 32



ANSWER CHOICES

RESPONSES

I would be satisfied with fewer local government services and a reduction in taxes	22.34%	107
I receive the right amount of local government service for my taxes	58.25%	279
I would pay higher taxes in order for my local government to provide more services.	19.42%	93

TOTAL

479

[Comments](#) (142)

Tax allocation preference for Jerusalem Township

Answered: 479 Skipped: 32

[Comments](#) (142)

[RESPONSES](#) (142)

[WORD CLOUD](#)

[TAGS](#) (3)

+ New Tag

Search responses



You've added 3 tags

Invest



69.72%


99

[View all](#)

[Edit](#)

[Delete](#)

No comment



16.90%


24

[View all](#)

[Edit](#)

[Delete](#)

Reduce



13.38%


19

[View all](#)

[Edit](#)

[Delete](#)

Untagged



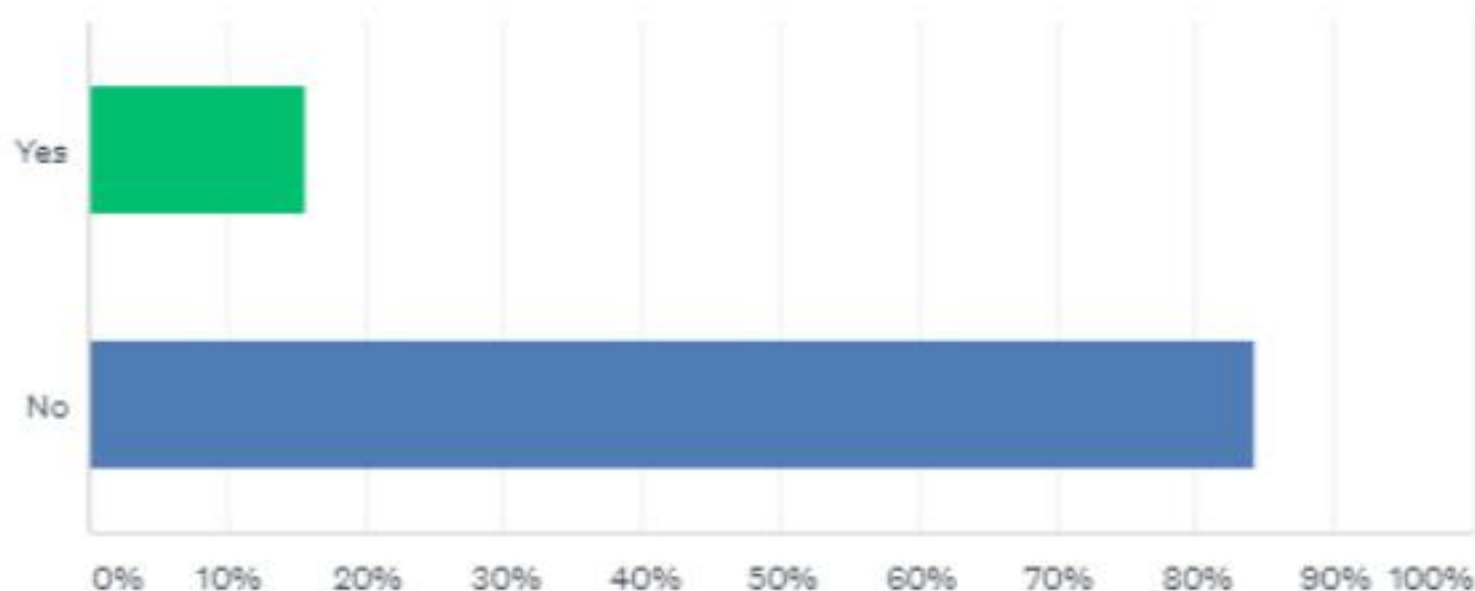
0%

0

[View all](#)

Have you ever experienced flooding in Jerusalem Township that prevented access to your property?

Answered: 505 Skipped: 6

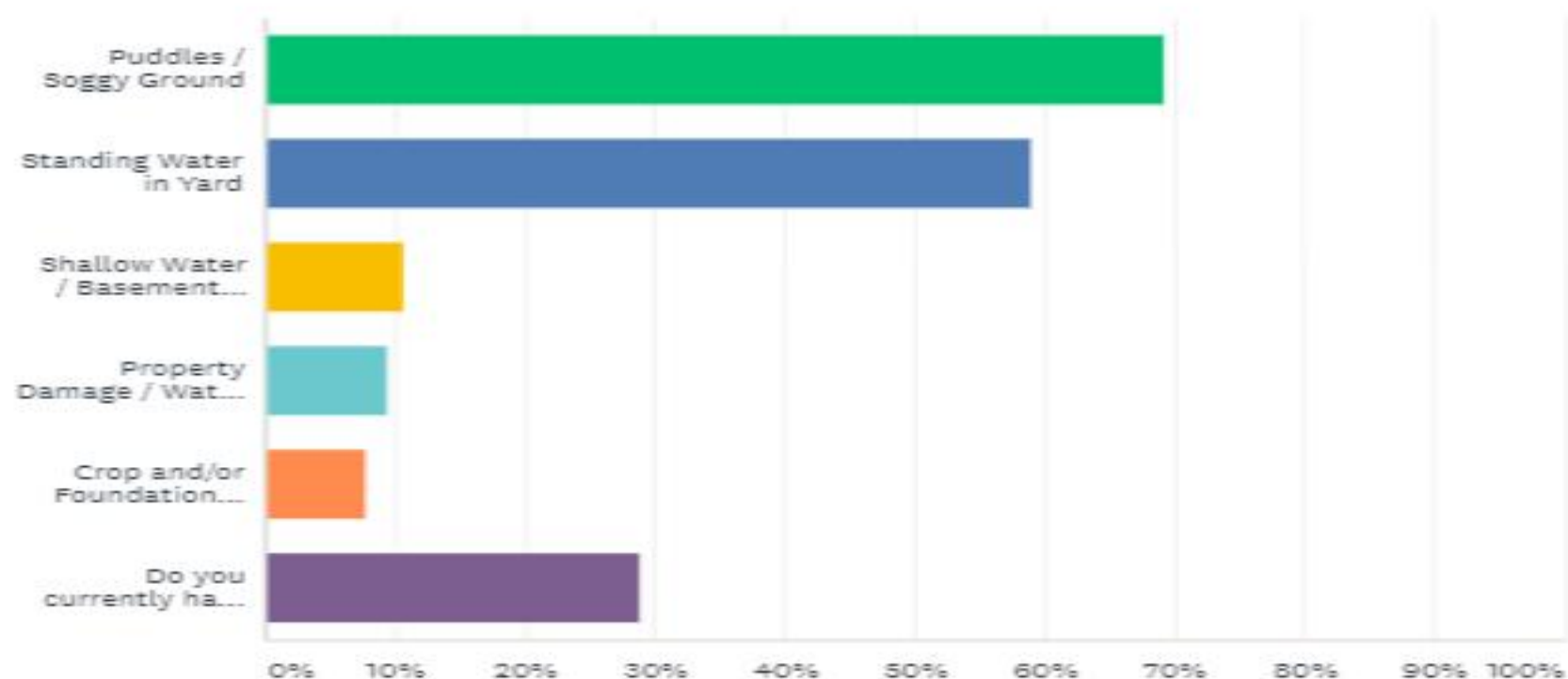


ANSWER CHOICES	RESPONSES	
Yes	15.64%	79
No	84.36%	426
TOTAL		505

[Comments \(67\)](#)

Have you experienced flooding on your property or at your Residence? Check all that apply.

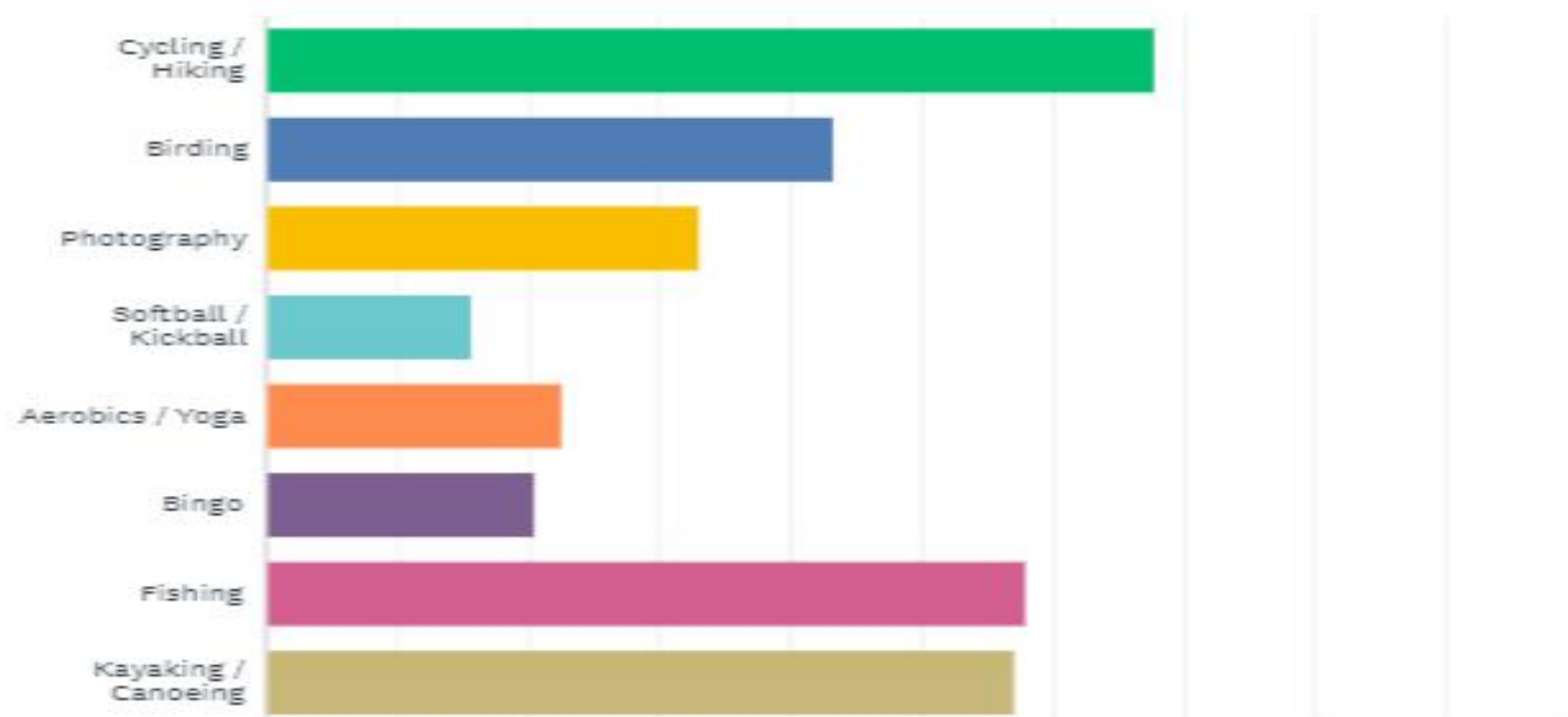
Answered: 403 Skipped: 108



ANSWER CHOICES	RESPONSES	
Puddles / Soggy Ground	69.23%	279
Standing Water in Yard	59.06%	238
Shallow Water / Basement Seepage	10.67%	43
Property Damage / Water in Basement	9.43%	38
Crop and/or Foundation Damage	7.69%	31
Do you currently have or intend to purchase Flood Insurance in the next year	28.78%	116
Total Respondents: 403		

What community recreation opportunities would you be interested in? (check all that apply)

Answered: 406 Skipped: 105

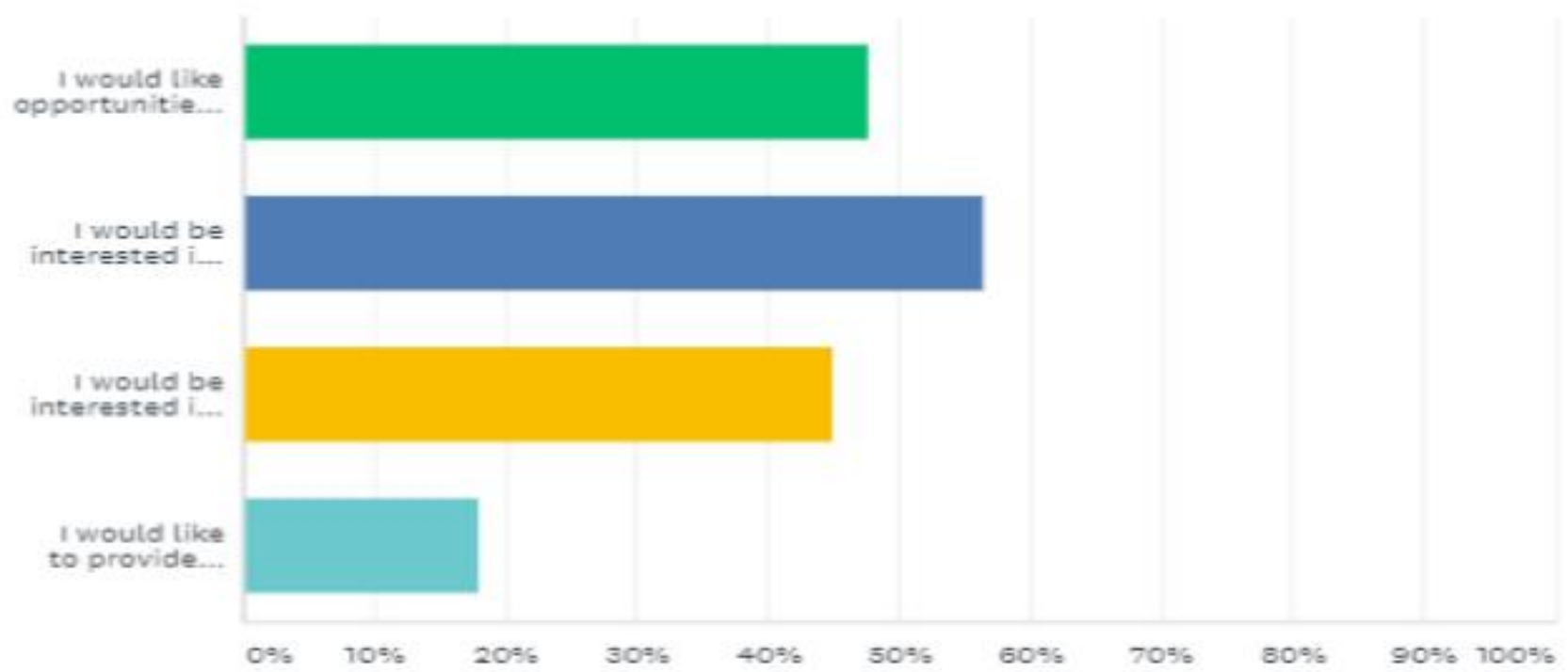


▼ Cycling / Hiking	67.73%	275
▼ Birding	43.35%	176
▼ Photography	33.00%	134
▼ Softball / Kickball	15.76%	64
▼ Aerobics / Yoga	22.66%	92
▼ Bingo	20.44%	83
▼ Fishing	57.88%	236
▼ Kayaking / Canoeing	57.14%	232

Total Respondents: 406

Community involvement: Community Interests or general feedback to the Comprehensive Plan Steering Team.

Answered: 216 Skipped: 295



ANSWER CHOICES	RESPONSES	
I would like opportunities to meet more of the members of my Jerusalem Township community	47.69%	103
I would be interested in learning how to help others in my community (elderly, children, etc)	56.48%	122
I would be interested in volunteering to support the Jerusalem Township community	44.91%	97
I would like to provide additional feed back to the Comprehensive Plan Steering Team.	18.06%	39

Total Respondents: 216

[Comments](#) (45)